

Question 26: Financial worry

Question 27: Food insecurity

Question 28: Homelessness



Reading the Census tables

: Each row represents the response options for each question.

: Number of student responses for all of KPR.

: Percentage of student responses across all of KPR. This percentage except for specified questions (Q11b, Q25, Q26, Q27, Q28).

: Total number of responses for the survey question.

: The number and percentage of survey participants that did not answer the question is presented on the *Missing* row.


: Percentages may not add up to 100% due to rounding.

Overall response rate



Question 1: Grade


What grade are you in?



| | |
|------|-----|
| 1432 | 14% |
| 1580 | 16% |
| 1689 | 17% |
| 1745 | 17% |
| 1786 | 18% |
| 1842 | 18% |

Question 2: First language(s)

What is the first language(s) that you learned to speak? Select all that apply.



| | |
|-------|-----|
| 10063 | 90% |
| 693 | 6% |
| 71 | 1% |
| 67 | 1% |
| 25 | <1% |
| 24 | <1% |
| 23 | <1% |
| 23 | <1% |
| 20 | <1% |
| 17 | <1% |
| 15 | <1% |
| 11 | <1% |
| 11 | <1% |

| | | |
|--|----|-----|
| | | |
| | 10 | <1% |
| | 9 | <1% |
| | 9 | <1% |
| | 8 | <1% |
| | 8 | <1% |
| | 7 | <1% |
| | 7 | <1% |
| | 4 | <1% |
| | 4 | <1% |
| | 4 | <1% |
| | 3 | <1% |
| | 3 | <1% |
| | 3 | <1% |
| | 1 | <1% |
| | 1 | <1% |

Proportion of students with English or French as a first language, compared to those who did not indicate an official language as a first language.

| | | |
|--|-------|-----|
| | | |
| | 10086 | 91% |
| | 1058 | 9% |

Question 3: Country of birth

Were you bo





345 2%

336 2%



| | |
|----|-----|
| 33 | <1% |
| 32 | <1% |
| 29 | <1% |
| 29 | <1% |
| 27 | <1% |
| 26 | <1% |
| 25 | <1% |
| 25 | <1% |
| 24 | <1% |
| 23 | <1% |
| 23 | <1% |

Question 6: Do you consider yourself a Canadian?


Do you consider yourself to be a Canadian? (You do not have to be born in Canada to think of yourself as a Canadian)



| | |
|------|-----|
| 9627 | 96% |
| 289 | 3% |
| 155 | 2% |


Question 7: Race

Which of the following best describes your racial background? If you have a mixed background, select all that apply.



| | |
|------|-----|
| 9016 | 83% |
| 785 | 7% |
| 267 | 2% |
| 203 | 2% |
| 179 | 2% |
| 166 | 2% |
| 126 | 1% |
| 60 | 1% |
| 54 | <1% |
| 12 | <1% |

Students indicating racialized identity (including mixed/multiple) compared to non-racialized:



| | |
|------|-----|
| 9016 | 83% |
| 1852 | 17% |

Question 8: Religious or spiritual identities

What is your rel ^À



Question 9: Gender identities

What is your gender identity? Select all that apply.



Question 11a: Disability

Do you consider yourself to be a person with a disability?



8350 77%

1453 13%

1020 9%



Question 12: Adults

Who are the adults that you live with at home, *most of the time*?



8111 73%

1286 12%


1054 10%

%~C•(s B€“u %o` Q s 1/46/ 4' P \$iC•(- 3•(4' P ð À




Question 14: Parents

First language(s) spoken by parents/guardians:




| | | |
|--|------|-----|
| | 9999 | 92% |
| | 441 | 4% |
| | 399 | 4% |

Parent's/guardian's country of birth:



| | | |
|--|------|-----|
| | 9020 | 83% |
| | 982 | 9% |
| | 879 | 8% |

Highest level of education per household:



| | | |
|--|------|-----|
| | 4632 | 44% |
| | 4303 | 40% |
| | 1712 | 16% |

Question 15: Sense of belonging at school

How do you feel at school?



| | | |
|-------------------|------|-----|
| Strongly Agree | 508 | 5% |
| Agree | 1857 | 17% |
| Disagree | 5804 | 54% |
| Strongly Disagree | 2663 | 25% |

| | | |
|-------------------|------|-----|
| Strongly Agree | 2109 | 20% |
| Agree | 6202 | 57% |
| Disagree | 1923 | 18% |
| Strongly Disagree | 573 | 5% |

| | | |
|-------------------|------|-----|
| Strongly Agree | 1838 | 17% |
| Agree | 6524 | 60% |
| Disagree | 1774 | 16% |
| Strongly Disagree | 651 | 6% |

Question 15: Sense of belonging at school

How do you feel at school?




| | | |
|-------------------|------|-----|
| Strongly Agree | 617 | 6% |
| Agree | 1984 | 18% |
| Disagree | 5736 | 53% |
| Strongly Disagree | 2417 | 22% |

| | | |
|-------------------|------|-----|
| Strongly Agree | 1570 | 15% |
| Agree | 7369 | 69% |
| Disagree | 1430 | 13% |
| Strongly Disagree | 361 | 3% |

| | | |
|-------------------|------|-----|
| Strongly Agree | 563 | 5% |
| Agree | 1627 | 15% |
| Disagree | 5370 | 50% |
| Strongly Disagree | 3190 | 30% |

Question 16: Trusted school adults

Is there an adult in your school whom you feel comfortable to go to for personal support, advice or help?



| | | |
|--|------|-----|
| | 4293 | 40% |
| | 3239 | 30% |
| | 3090 | 29% |

Question 17: Extracurricular activities

How often do you take part in these activities

?



| | | |
|-----------------------|------|-----|
| Weekly | 931 | 9% |
| Monthly | 388 | 4% |
| A few times this year | 1166 | 11% |
| Never | 8131 | 77% |

| | | |
|-----------------------|------|-----|
| Weekly | 1242 | 12% |
| Monthly | 652 | 6% |
| A few times this year | 1667 | 16% |
| Never | 7084 | 67% |

| | | |
|-----------------------|------|-----|
| Weekly | 907 | 9% |
| Monthly | 1542 | 14% |
| A few times this year | 4032 | 38% |
| Never | 4182 | 39% |

| | | |
|-----------------------|------|-----|
| Weekly | 7375 | 69% |
| Monthly | 2165 | 20% |
| A few times this year | 835 | 8% |
| Never | 369 | 3% |

Question 19: Emotional well-being

In general, how often have you felt?



| | | |
|--------------|------|-----|
| All the time | 1628 | 15% |
| Often | 4234 | 40% |
| Sometimes | 3143 | 29% |
| Never | 378 | 4% |
| Rarely | 1297 | 12% |

| | | |
|--------------|------|-----|
| All the time | 2446 | 23% |
| Often | 4003 | 38% |
| Sometimes | 2695 | 25% |
| Never | 448 | 4% |
| Rarely | 1059 | 10% |

| | | |
|--------------|------|-----|
| All the time | 1730 | 16% |
| Often | 3317 | 31% |
| Sometimes | 3165 | 30% |
| Never | 924 | 9% |
| Rarely | 1532 | 14% |

Question 19: Emotional well-being

In general, how often have you felt?




| | | |
|--------------|------|-----|
| All the time | 710 | 7% |
| Often | 1528 | 14% |
| Sometimes | 3053 | 29% |
| Never | 1911 | 18% |
| Rarely | 3464 | 32% |

| | | |
|--------------|------|-----|
| All the time | 1756 | 16% |
| Often | 2647 | 25% |
| Sometimes | 3639 | 34% |
| Never | 661 | 6% |
| Rarely | 1943 | 18% |

| | | |
|--------------|------|-----|
| All the time | 872 | 8% |
| Often | 1831 | 17% |
| Sometimes | 3756 | 35% |
| Never | 884 | 8% |
| Rarely | 3283 | 31% |


| | | |
|--------------|------|-----|
| All the time | 2197 | 21% |
| Often | 2708 | 26% |
| Sometimes | 3126 | 29% |
| Never | 707 | 7% |



| | | |
|--------|------|-----|
| Rarely | 1873 | 18% |
|--------|------|-----|

Question 20: Sleep


On average, how many hours do you *usually* sleep on a *school night*?



| | |
|------|-----|
| 4201 | 39% |
| 4586 | 43% |
| 1873 | 18% |

Question 21: Urban or rural?


We are interested in whether you consider yourself urban or rural. Is your main residence in a:



| | |
|------|-----|
| 4505 | 44% |
| 2466 | 24% |
| 2328 | 23% |
| 736 | 7% |
| 128 | 1% |
| 108 | 1% |

Question 22: School transportation


How do you usually *get to* school?



| | |
|------|-----|
| 4711 | 45% |
| 3079 | 30% |
| 2125 | 20% |
| 321 | 3% |
| 99 | 1% |
| 77 | 1% |

Question 23: School travel time


Usually, how long does it take you to get to school?



| | |
|------|-----|
| 4916 | 48% |
| 3227 | 31% |
| 1222 | 12% |
| 613 | 6% |
| 279 | 3% |

Question 24: What do you do if you're late for school?


If I am late for school, I:



| | |
|------|-----|
| 5874 | 59% |
| 1546 | 15% |
| 1300 | 13% |
| 974 | 10% |
| 346 | 3% |

Question 25: Student mobility

How many times have you changed schools in the past 12 months? (This does not include graduating from junior high school or to high school)



| | |
|------|-----|
| 7580 | 67% |
| 1405 | 12% |
| 221 | 2% |
| 164 | 1% |



Question 28: Homelessness

Have you been considered yourself to be homeless in the

(for example, living in shelters, living in cars or abandoned buildings, couch surfing)?

